



## **TECHNICAL REQUIREMENTS – *Esquerdes - Hotel iocandi***

### ***Space***

- Flat, hard, smooth surface, with no slopes, of 7m x 7m minimum.
- If the surface is not hard, it will be necessary to install a platform on the ground (ask for a picture).
- Dressing rooms close to the space
- Access and parking for one vans close to the space (dimensions: 2,70mx4m)
- Bottles of water during the setting up and during the performance
- The audience will be placed around the structure in semicircle
- A person of the organization during the setting up and during the show

### ***Technical requirements for set up and take down of the structure***

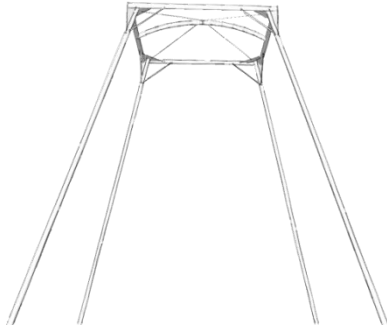
If the organization can have a truck with a bloom / crane that can hold 300 kg of weight, the set up can be done in small spaces. With a crane, the setting up lasts **1 hour** and we need 2 people of the organization during 15 minutes.

### **If it is not possible to have a bloom/crane:**

- 18m long surface (aprox)
- Flat and smooth ground
- An anchor point (a tree, a column...). In case there isn't a natural anchor point at the space, we need a car/van/forklift as an anchoring point only during the set up and the take down of the structure.
- 4 people from the organisation for the set up and the take down (20 minutes)
- Set up time: 2 hours (no including artists' warm-up nor sound tests)
- Take down time: 2 hours (this will begin 30 minutes after having finished the show)
- In case the show is performed twice a day, the set up will be the day before.

Click the links below to see the set up and the take down of the structure:

[https://www.youtube.com/watch?v=ievD\\_4kufik](https://www.youtube.com/watch?v=ievD_4kufik) or <https://vimeo.com/113338928>



**Space that occupies the structure once it is set up:**

5m x 5m

6,17m high

## Sound

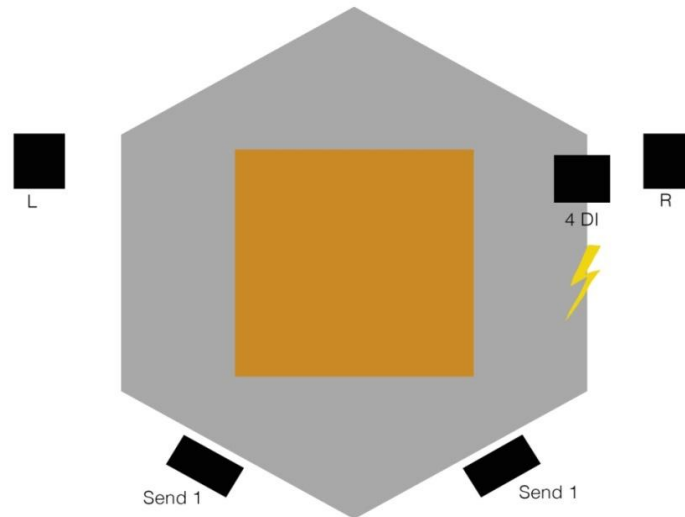
- PA System 2xNexo PS15 + 2 Nexo Ls400Sub, o 2xL-acoustics112P+2SB15P, 2x Q7 stack d&b audiotechnik + 2 QSub. (Confirm the system always before the show)
- 4 Monitor with two NexoPS10, L-acoustics 108P/112P or similar. One *send*.
- 3 DI
- Sufficient wiring for the whole installation

**The company brings their own control, microphones and wireless system.**

## CHANNEL LIST

1	Voice	wireless Sennheiser (the company has their own microphone and wireless system)
2	Double bass	wireless Sennheiser (the company has their own microphone and wireless system)
3	Looper	DI BSS
4	Structure1	DI BSS
5	Ladder	DI BSS
6	CD	
7	CD	

## STAGE PLOT



The control has to be placed in front of the show. There must be a table with a space for the control, a computer and the lights control.

**Sound test time:** 1 hour. It will begin when everything has been set up and checked properly (including lines).

Sound test has to be finished two hours before the show starts.

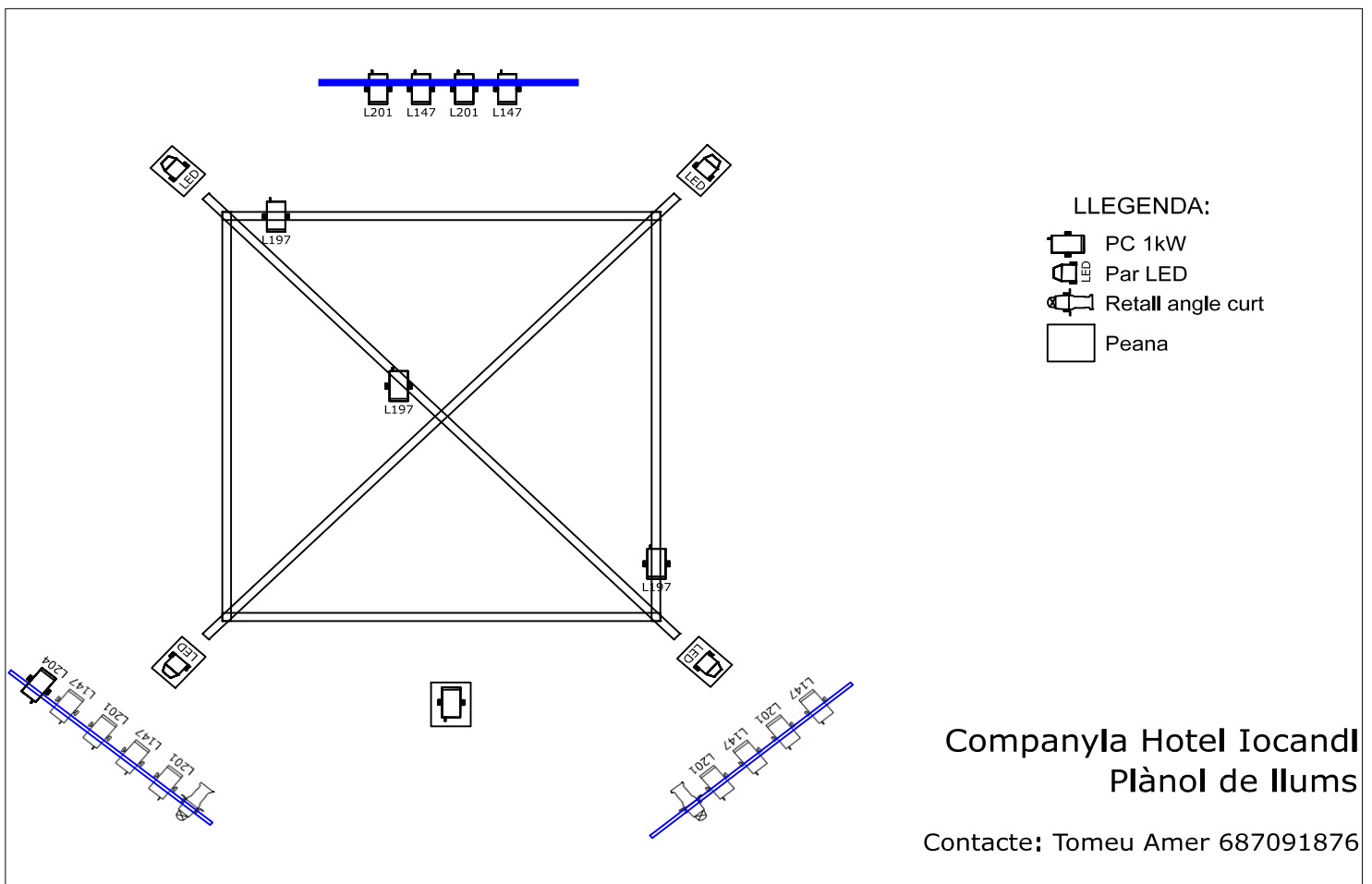
**INDISPENSABLE: CONTRARIDER AT LEAST ONE WEEK BEFORE THE DAY OF THE SHOW.**

**Technical doubts or contrarider :**

David Permanyer +34 600774551 - davidpermanyer@gmail.com

## Lighting

- 3 towers 5 metres high
- 17 PC 1Kw (with filter holder)
- 4 Par LED
- 2 multiprofile zoom (with filter holders)
- 5 plinths/bases
- 18 CH of DIMMERS of 2,5 kw
- 1 light mixer programmable (24 channels minimum). It has to be placed besides the sound mixer.
- Sufficient wiring for the whole installation
- Ladder with enough high to reach the towers



Doubt or contrarider lights: [ciahoteliocandi@gmail.com](mailto:ciahoteliocandi@gmail.com) / Tomeu Amer +34 687091876

Esquerdes