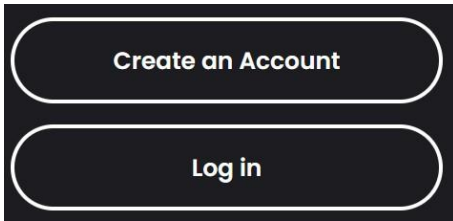


1. Creating a Profile



At xtrax.org.uk you will see this on the home page once you have selected XTRAX International Directory.

Choose **Create an Account** if you haven't already.

Choose **Log in** to Update your Profile.

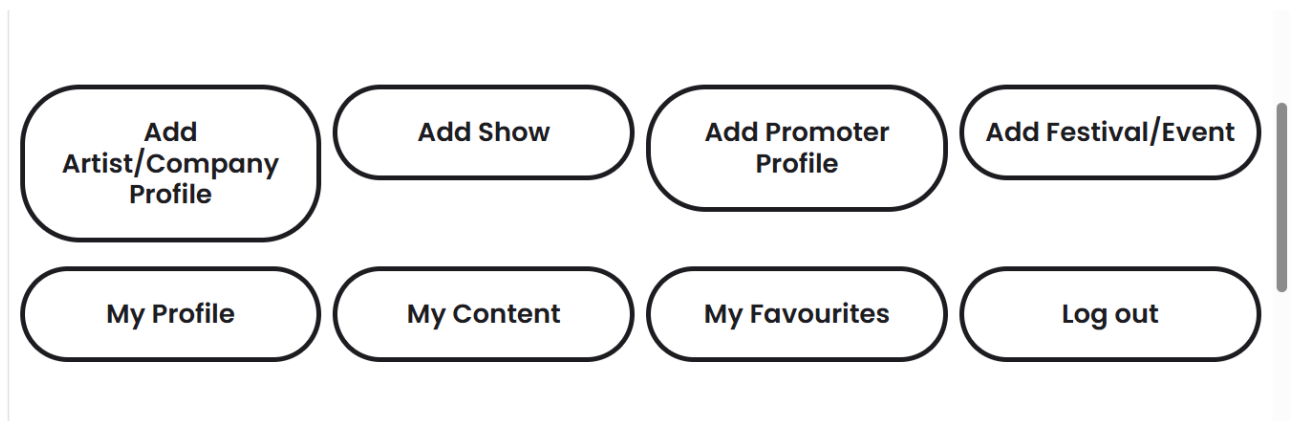
2. If you are a New User, first create **My Profile** (bottom left lozenge below)

Next **Add Artist/Company Profile | Add Show | Add Promoter Profile | Add Festival/Event**

IMPORTANT NOTE: You need to Add Artist / Company Profile BEFORE Add Show. You need to Add Promoter Profile BEFORE Add Festival / Event as the Directory links your profile together.

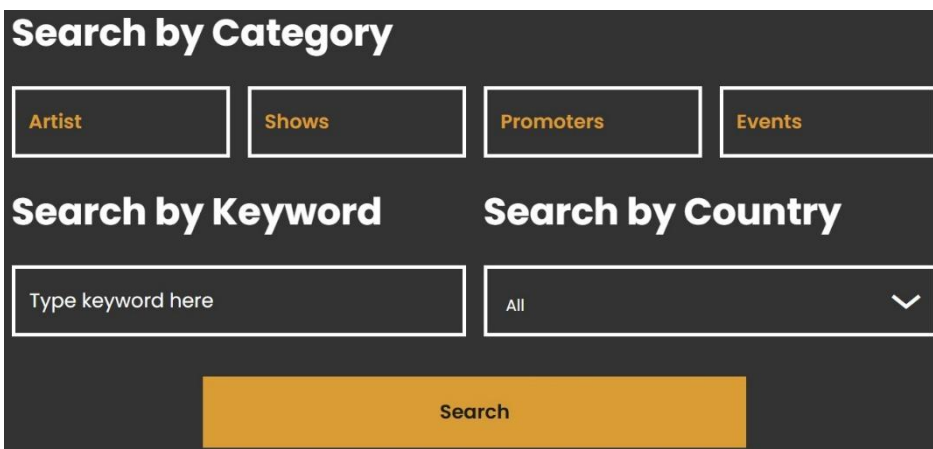
Artist / Company Profiles are **public** for anyone to search.

Promoter Profiles can **ONLY** be searched if you have a Profile and are **logged into the Directory.**



3. If you have a Profile and want to update any of your information, you can update your content using the **Add Artist/Company Profile | Add Show | Add Promoter Profile | Add Festival/Event**

How to Use the Directory



The XTRAX Directory is a valuable platform for promoting your company or profile with a view to Share the Directory with colleagues, collaborators, contacts, on your social media and anyone you feel would benefit from using it. We welcome your questions and feedback info@xtrax.org.uk